



**Same Day and  
Next Day Delivery to Site.**

AccurA House, 68 Parkwest Enterprise Centre,  
Lavery Avenue, Parkwest, Dublin 12. D12 XY32

T: 01 610 5055 E: [info@accura.ie](mailto:info@accura.ie)

**[www.accura.ie](http://www.accura.ie)**

**Cut & Drill** with Accuracy

**Construction Tools Mini Catalogue**

# Diamond Blades



## Concrete



### DH TSB Segmented Concrete/ Masonry

Concrete materials, and occasional use in Granites and Sandstone not recommended for Asphalt or Green Concrete under 72 Hrs

**Available in 230mm**

**Available in 300mm**



### ED GPA Segmented-General Purpose

Concrete, Natural Stone and Copes well with all Granites. Very popular with paving and Utility Contractors.

**Available in 300mm**

**Available in 350mm**

**Available in 400mm**



### ED CST Turbo Segmented

15mm High Segment, Long Life Fast Cutting of Concrete and Natural Stone especially Granite. Voted Best Blade by our users. Beats all Blades in its class

**Available in 300mm**

**Available in 400mm**

**Available in 350mm**



### ED CRT Turbo Continuous

Multi-Use Blade, High quality Turbo rim for quick clean cut with minimal chipping, ideal for contractors who need to cut a bit of everything. Hard and medium concrete and all hard natural stone.

**Available in 230mm**

**Available in 300mm**



**Consaw Servicing, Repair & Spare Parts**  
**Rapid Collection & Return**  
**Incl Evenings & Weekends**



Blades are also available in smaller / larger diameter, please enquire.

# Diamond Blades



## Asphalt



### EDA1 Segmented Premium TCI (Tungsten Inserts)

Premium Blade with wide U gullet for easy pass of larger aggregate common in Asphalt. Can also use in Green Concrete. TC inserts for side clearance protection.

Available in 300mm  
Available in 350mm

Available in 400mm  
Available in 450mm



### EDA3 Segmented Mid-Range

High Quality mid range Asphalt Blade will also suit concrete and green concrete.

Available in 300mm  
Available in 350mm



### DH ATD 01 Segmented Tear Drop Premium

This Blade has a Tear Drop segment offering undercut protection. This Blade offers good life and speed of cut.

Available in 300mm  
Available in 350mm

Available in 400mm  
Available in 450mm



### DH ADS Drop Segment Standard

Our cheapest Asphalt Blade offering Contractors an economic solution to cutting asphalt and completing a project whilst keeping in budget and not sacrificing quality.

Available in 300mm

Available in 350mm



*Not sure which blade to use? Just call us we will advise you correctly!!! No problem*

Blades are also available in smaller / larger diameter, please enquire.

# Diamond Blades



## Dual




### EDD 3- Segmented

Dual Blade for contractors who need to cut Concrete and Asphalt. Asphalt, Green Concrete (up to 72 hrs cure) Abrasive Blocks, Not for Granite.

Available in 300mm

Available in 350mm



### DH DUA Turbo Segmented Drop Concrete/Asphalt

This Blade has a turbo drop segment offering speed of cut and undercut protection. We recommend using specific Blades for different applications.

Available in 300mm

Available in 350mm

Available in 400mm

Available in 450mm

## Rescue

### DH RES Rescue 1 Segmented Diamond

High Quality Rescue Blade for cutting Metal, Wood, Concrete, Plastic, Rubber and Fiberglass.

Available in 125mm

Available in 230mm

Available in 300mm

Available in 350mm



### ED RIP Ripper Segmented Premium (Tungsten Segments)

For cutting everything a Diamond Blade can't including, Timber Decking, Tree Roots, Railway Sleepers, Plastic ,Rubber and Box Section Metal a favourite with Landscapers and Fire Departments.

Available in 230mm

Available in 350mm

Available in 300mm



Blades are also available in smaller / larger diameter, please enquire.

# Diamond Blades



## Stone



### ED SKST Turbo Segmented Masonry

Limestone, Granites all Types G603-G604 materials, and occasional use in Sandstone. Very fast cutting offering good service life

Available in 300mm



### DH WB

Closed turbo wave segments for a fast, clean cut with a visually beautiful cutting edge. cooling holes for optimal work.

Available in 230mm

Available in 300mm



### ED DCHP+ Segmented

10mm High Segment, Long Life, for Natural Stone especially Granite and Liscannor Stone.

Available in 230mm

Available in 300mm



### DH GTRS Continuous

Turbo Continuous Blade with cooling holes and reinforced centre for clean cutting abrasive natural stone. Very Good finish with good life very fast cutting

Available in 230mm

Available in 300mm

Available in 350mm

**Larger Blades available for Wet Saws/ Table Saws**

Blades are also available in smaller / larger diameter, please enquire.

# Concrete Cut off Saws (Consaws)



## STIHL®



### STIHL TS410 300mm/Stihl TS420 350mm

Stihl's legendary Concrete Saw continues with these hand held saws, which can be used in a cart for long periods of cutting can take 300mm Blade or 350mm Blade for 105mm and 125mm depth of cut.

**TS410  
TS420**



### STIHL TS700

Stihl's larger saw offering extra depth and extra power, Takes up to 350mm Blade cutting 125mm Deep. Can also be used in cart for long periods of cutting \*\*Additional Adaptor required

**TS700**



### STIHL TS800

Stihl's larger saw offering extra depth and extra power, Takes up to 400mm Blade cutting 150mm Deep. Can also be used in cart for long periods of cutting \*\*Additional Adaptor required

**TS800**



### (A) STIHLFW20 Cart

For use with all Stihl Cut Off Saws where periods of long straight cutting is required, aiding the operator from fatigue. \*\* TS700 & 800 Require adaptors

### (B) 10Ltr Pressure Water Bottle

**A**

**B**



# Concrete Cutting Chainsaws



## **ICS 680 ES (Petrol 2 Stroke)**

Concrete Cutting Chainsaw for deep cutting with no overcut available in two options. 12" & 14" 76.5CC and only 9.5kg

**ICS 680ES 12**

**ICS 680ES 14**



## **ICS 695 XL (Petrol 2 Stroke)**

Concrete Cutting Chainsaw for deep cutting with no overcut available in two options. 14" & 16" 94CC and only 9.98kg

**ICS 695XL 14**

**ICS 695XL 16**



## **ICS 890F4 Hydraulic**

Concrete Cutting Chainsaw for deep cutting with no overcut available up to 63cm Deep cutting. 30lpm to run and only 12.5kg



## **ICS 814 Pro Saw**

Concrete Cutting Chainsaw for deep cutting with no overcut available with up to 13.5" Cutting 20 PSI to Run only 6.8kg

# ICS Replacement Parts



**EuroMax Chains**  
Available in 12"  
Available in 14"  
Available in 16"  
All Other Chains POA

**TwinMax Chains**  
Available in 12"  
Available in 14"  
Available in 16"



**680ES-**  
Available in 12"  
Available in 14"

**695XL**  
Available in 14"  
Available in 16"



## ICS Genuine Replacement Parts

To keep your ICS saw in Top Condition we provide ICS Genuine parts from 2stroke oil, Clutch cables, Sprockets to Piston & barrels and much more.



## ICS 35 Litre Water Power Tank

When water is not readily available, this fully portable, cordless, rechargeable water supply is the solution. Able to hold 35 litres of water, this supply system is equipped with a high flow diaphragm pump that offers 4 litres per minute at 2.5 bar - enough flow and pressure to operate any ICS saw. The system comes equipped with an on-board charging system that will operate from a standard 240v/50Hz circuit and includes oversized inflatable tires and a quick-connect garden hose fitting. Can also be used with Consaws and Core Drills.

***We are authorised to service and repair your ICS Saw.***



# Core Drill Motors Handheld



## WEKA



**Weka DK09**  
Rig Operated  
Handheld Concrete  
Hand Held Masonry

**Wet & Dry 1800 Watt 5.2kg**  
30-150mm  
30-80mm  
30-200mm



**Weka DK17**  
Rig Operated  
Handheld Concrete  
Hand Held Masonry

**Wet & Dry 2000 Watt 5.9kg**  
06-200mm  
06-150mm  
06-200mm



**Weka DK16**  
Rig Operated  
Handheld Concrete  
Hand Held Masonry

**WET ONLY 200 Watt 5.9kg**  
06-200mm  
06-150mm  
06-200mm

# Core Drill Motors Rig Mounted



## WEKA



**Weka DK26**      **2600 Watts**      **11.6kg**  
Drill 40mm-260mm  
1 1/4" UNC (M)



**Weka DK32**      **3000 Watts**      **11.9kg**  
Drill 40mm-250mm  
1 1/4" UNC (M)



**Weka DK34**      **3000 Watts**      **11.9kg**  
Drill 40mm-350mm  
1 1/4" UNC (M)



**Weka DK42**      **3000 Watts**      **12.5kg**  
Drill 40mm-400mm  
1 1/4" UNC (M)



**Weka DK52**      **5200 Watts**      **22.9kg**  
Drill 100mm-500mm  
1 1/4" UNC (M)



**Weka SR75**      **7500 Watts**      **19.5kg**  
Drill 150-750mm  
1 1/4" UNC (M)

# Core Rig Stands Systems



## For Weka Handheld Models



### (A) Profi Mini DC160

Max Drill 160mm  
Weight 22kg / Height 760mm  
45° Angling  
Quick Release/ Base Vacuum Option

### (B) Profi Midi DC200 WK

Max Drill 200mm  
Weight 12.5kg / Height 1080mm  
45° Angling  
Quick Release/ Base Vacuum Option

## For Weka Rigmount Models




### (C) Profi-Max DC400 WK

Max Drill 400mm  
Weight 22kg / Height 1080mm  
45° Angling Gearbox  
Quick Release/ Base Vacuum Option

### (D) Profi Extra DC700 WK

Max Drill 700mm  
Weight 25kg / Height 1080mm  
45° Angling Gearbox  
Quick Release/ Base Vacuum Option



### (E) Profi-Twin DC1500

Max Drill 1500mm  
Weight 22kg / Height 1080mm  
45° Angling Gearbox  
Quick Release/ Can be used as a single stand

# Wet Core Drill Bits




We Have the largest selection of Wet Diamond Core Bits for Reinforced hard concrete, Medium hard concrete Asphalt and Natural Stone including Granite. These cores are standard lengths 300mm/450mm but can be extended or shortened as per your requirement, Extension bars are also available in various lengths. Tool fixture can either 1 1/4" UNC (F) or 1/2" BSP (M) fitting. We have the full range of Hilti adaptors so our core bits can be compatible with your Hilti Drill. Ask a member of staff for assistance.



**Hilti and other Adaptors** are available and in stock. Please enquire as to specific drill motors

## Diamond Crown 1/2" BSP(M) 300mm Long

10mm	25mm
12mm	26mm
14mm	28mm
15mm	30mm
16mm	32mm
18mm	34mm
20mm	36mm
22mm	40mm
24mm	42mm



## Diamond Segmented 1 1/4" UNC(F) 450mm Long

52mm	110mm	200mm
61mm	117mm	210mm
65mm	127mm	230mm
71mm	140mm	250mm
76mm	152mm	280mm
81mm	161mm	300mm
91mm	175mm	325mm
100mm	180mm	350mm
107mm	185mm	400mm

# Dry Core Drill Bits



**Can be slotted or Solid for  
Spoil removal & Dust Free  
Drilling**

We Have the largest selection of Dry Diamond Core Bits for Block and Brick including Engineering Brick and some poured concretes.

These cores are standard lengths 150mm but can be extended or shortened as per your requirement. Extension bars are also available in various lengths. Tool fixture can either 1 ¼" UNC (F) or ½" BSP (M) fitting. We have the full range of adaptors so our core bits can be compatible with your SDS Plus, SDS Max, Hex, Chuck or Hilti Drill. Ask a member of staff for assistance.



**Selection of  
Adaptors for  
SDS Plus - SDS Max  
and HEX fittings  
available.  
Please enquire as to  
specific drill motors**

## **Dry Diamond Cores ½" BSP(F) 150mm Long**

DDCP028	DDCS028
DDCP032	DDCS032
DDCP038	DDCS038
DDCP052	DDCS052
DDCP078	DDCS078
DDCP091	DDCS107
DDCP102	DDCS117
DDCP117	DDCS127
DDCP127	DDCS152
DDCP132	
DDCP152	
DDCP162	



## **DDK5 5 Pc Dry Diamond Kit**

Dry Diamond Core Case including Adaptors & Pilot Bit

## **Most Common Dry Bits**

42 / 52 / 65 / 117 / 127mm

# Site Consumables



We hold a selection of Circular Saw blades for all brands of saws, for rough or smooth cutting of wood or steel.

Please specify- Diameter, Arbour, Material and what desired finish you wish to achieve.



We can supply the most common sizes of abrasive discs to cut a variety of material for Angle Grinders, Consaws, and Chop Saws. All Blades have extended shelf life and exceed OSA and EN Standards.



We supply drill bits for all drill types to suit a vast variety of materials including Porcelain Tiles, Steel, Concrete and Wood. Fast Clean Holes all the time. Extended life with minimum effort resulting in longer life for Drill motor.

Blades are also available in smaller / larger diameter, please enquire.



# Chisel Bits



We can offer a large selection of chisel bits, Points, Flats Tile Lifting Chisels, Gouge Chisels including Specialist Chisels for removing a single brick without disturbing sister bricks or masonry. Available in SDS Plus, SDS Max and Hex. Please specify fitting and desired length.



In addition to our quality products with safety to the end user being of paramount importance we hold a quantity of Essential Safety Equipment and PPE in stock for your convenience.

All products surpass the EN Standards.

Please specify sizes as once product has been worn/opened we cannot accept as returns.



Blades are also available in smaller / larger diameter, please enquire.

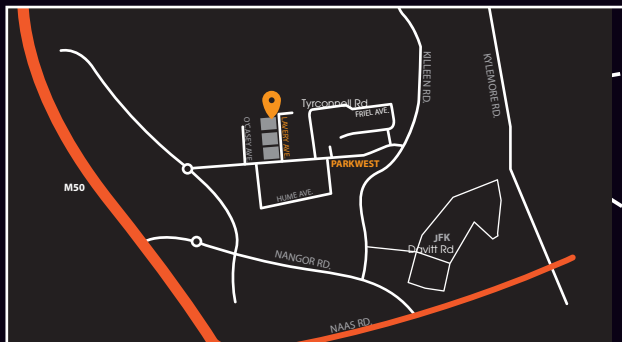


## **Cut & Drill** with Accuracy

Diamond Blades, Core Bits, Core Drill Rigs,  
Floor Grinders, Consaws, Angle Grinders,  
Masonry Saws, Tile Saws & Road Saws.

### **Consaw Servicing, Repairs & Spare Parts**

Porcelain Tile Drill Bits & All Diamond Tools to the  
Construction, Stone & Engineering Industry



**Accura House, 68 Parkwest Enterprise Centre,  
Lavery Avenue, Parkwest, Dublin 12. D12 XY32**

**T: 01 610 5055 E: [info@accura.ie](mailto:info@accura.ie) M: 086 882 1234**

**[www.accura.ie](http://www.accura.ie)**

**Please note, all prices stated exclude VAT at 23%**